

2020 Weekly Alaska Salmon Harvest Update #14

Harvest Through Statistical Week 37 (9/12/2020)

(Thousand Fish)

	Sockeye			Pink			Keta			Coho			Chinook		
	YTD 2019	YTD 2020	YoY	YTD 2018	YTD 2020	YoY	YTD 2019	YTD 2020	YoY	YTD 2019	YTD 2020	YoY	YTD 2019*	YTD 2020*	YoY
AYK	8	0	-100%	79	12	-85%	1,131	190	-83%	195	17	-91%	6	1	-83%
Kodiak	2,119	1,455	-31%	5,942	21,300	258%	553	370	-33%	388	406	5%	8	8	0%
Chignik	639	0	-100%	0	0	-	158	0	-100%	249	0	-100%	4	0	-100%
AK Pen. & Aleutian Is.	4,039	2,559	-37%	795	4,157	423%	1,399	653	-53%	565	160	-72%	26	20	-23%
Bristol Bay	43,028	39,249	-9%	244	59	-76%	1,395	265	-81%	81	97	20%	35	5	-86%
Cook Inlet	2,112	774	-63%	1,691	2,809	66%	186	39	-79%	178	136	-24%	3	1	-67%
Prince William Sound	2,603	936	-64%	22,288	21,720	-3%	5,145	1,991	-61%	518	242	-53%	19	4	-79%
Southeast	1,010	363	-64%	8,044	7,496	-7%	9,146	3,950	-57%	1,439	800	-44%	173	181	5%
Statewide	55,292	45,340	-18%	39,085	57,560	47%	19,116	7,457	-61%	3,615	1,860	-49%	276	227	-18%

Note: Data is subject to revision and excludes some volume to maintain confidentiality. Regional totals may not sum to statewide total. *Chinook figures exclude harvest before week 20.

Source: Alaska Department of Fish & Game.

The 2020 Alaska salmon season represents the third consecutive even-numbered year of relatively weak landings compared to historical averages. Measured by number of fish, this year's harvest will rank 17th out of the 23 even-numbered years since 1975. This ranking may improve slightly as data are revised and the final landings of the season occur over the next few weeks.

At the statewide level, the 2020 sockeye harvest of 45 million fish is 15% below the 5-year average, on par with the 10 year-average, and nearly 10% ahead of the 20-year average. The multi-year trend of strong Bristol Bay harvest balancing weak sockeye production in other areas of the state continued in 2020. If Bristol Bay is excluded from the statewide total, the 2020 sockeye harvest is the smallest since 1976.

Harvest of nearly 58 million pink salmon this summer lags the 10-year average (including only even-numbered years) by about 25%. While the current season is below longer-term averages, the 2016 and 2018 harvest were exceeded by about 50%. The harvest in Kodiak was surprisingly productive with the area exceeding its preseason forecast by 74% or nine million fish.

The 2020 harvest of about 7.5 million keta is the weakest harvest since 1979 with all regions of the state experiencing disappointing landings. The impact on Southeast and the AYK region is particularly challenging due to the relative importance of the species in regional fisheries.

Although some additional volume is expected in the next three weeks, coho production will have declined to levels last seen in the mid-1970s. Chinook volume for 2020 will end the season well below historical levels.

2020 Harvest v. Projection

(Thousand Fish)

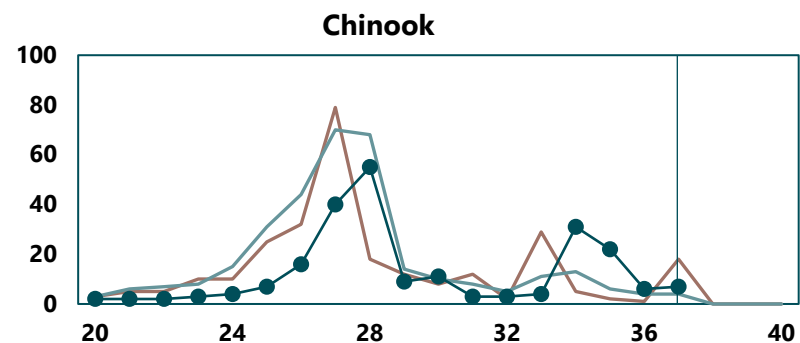
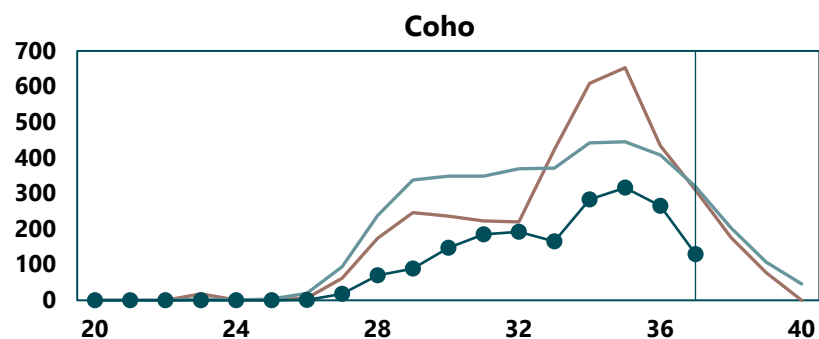
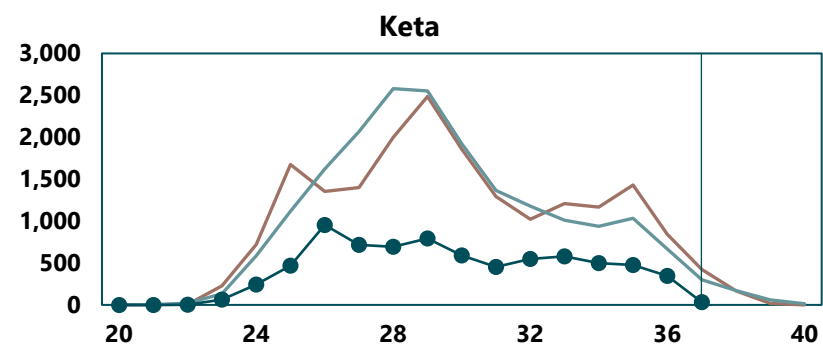
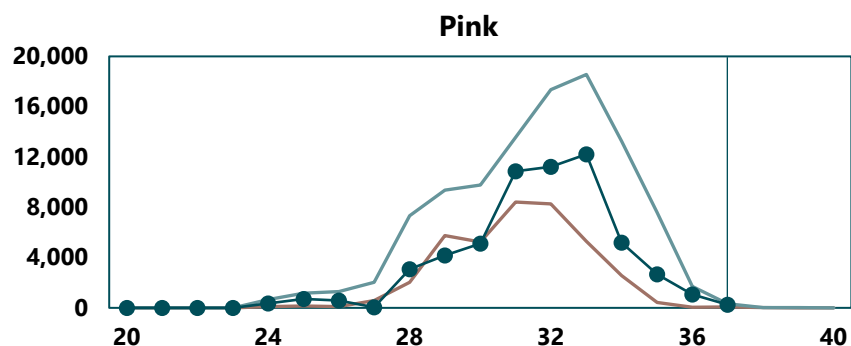
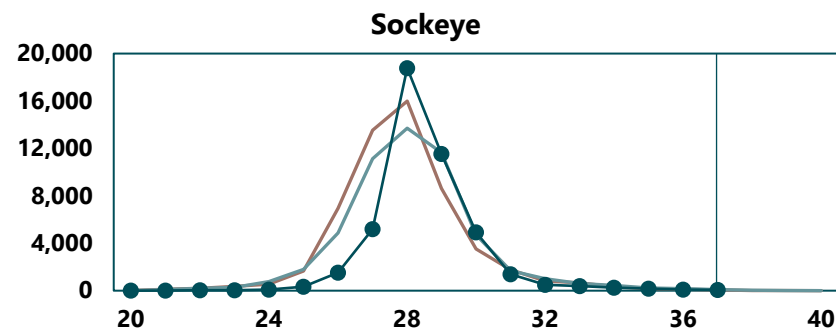
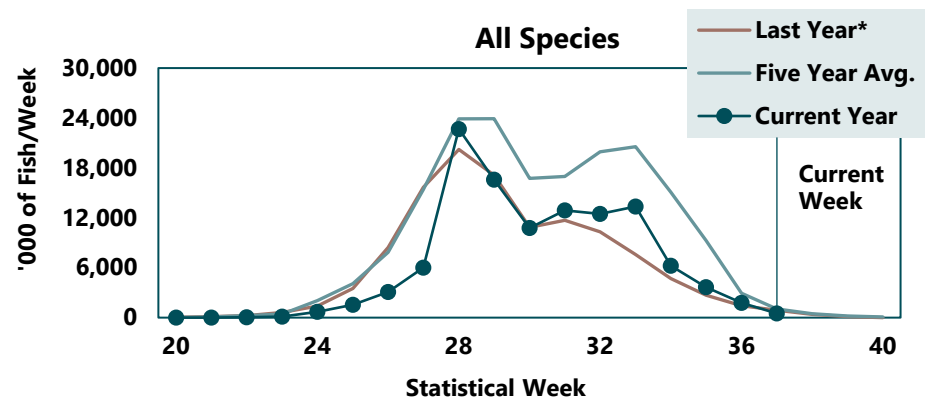
	Harvest	Projection	% Realized
Sockeye	45,340	48,100	94%
Pink	57,560	60,600	95%
Keta	7,457	19,400	38%
Coho	1,860	4,200	44%
Chinook	227	320	71%
Total	112,444	132,620	85%

Where to buy Alaska seafood (click for link): [ASMI Suppliers Directory](#)



Salmon Harvest by Statistical Week, 2020

(Thousands of Fish per Week)



*Last year uses 2018 pink salmon instead of 2019 (most recent even-year).

Source: Alaska Department of Fish & Game.

Statistical Week	18-22	23-26	27-31	32-35	36-40
Approximate Mth.	May	June	July	August	September